

Multivariable Calculus

Math 212 Spring 2015
©2015 Ron Buckmire

Fowler 309 MWF 9:35am - 10:30am
<http://faculty.oxy.edu/ron/math/212/15/>

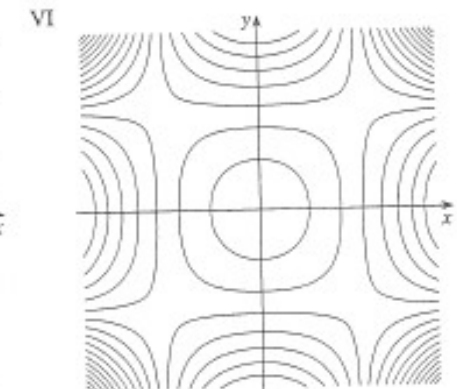
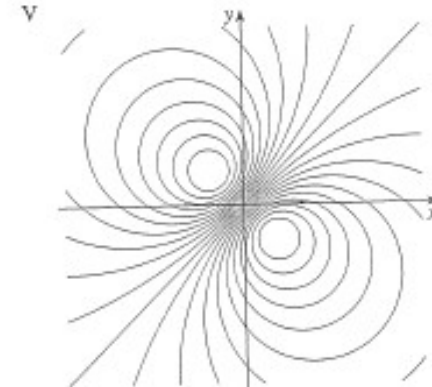
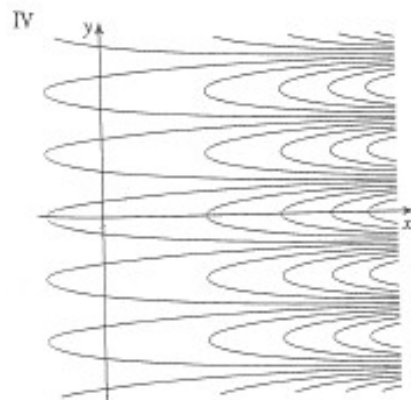
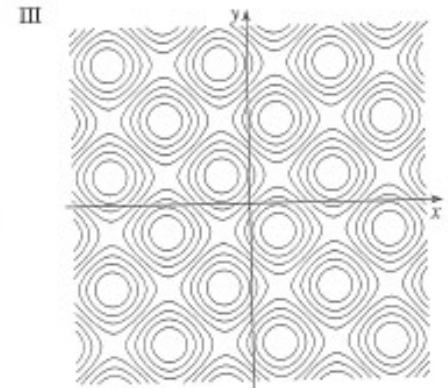
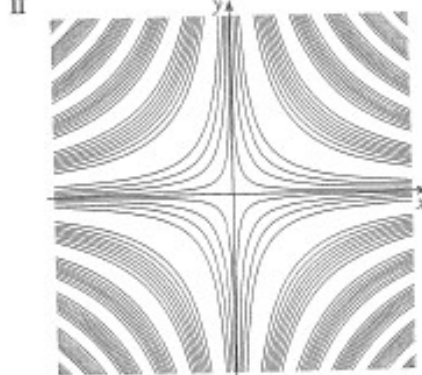
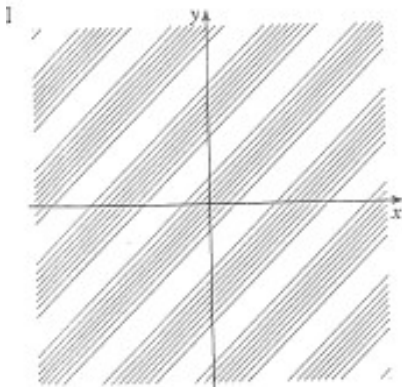
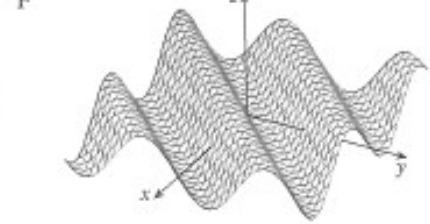
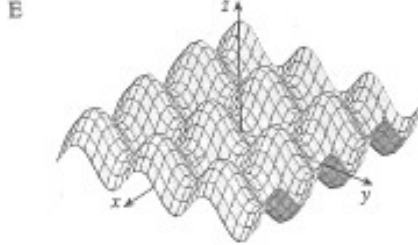
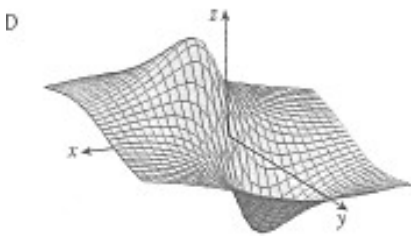
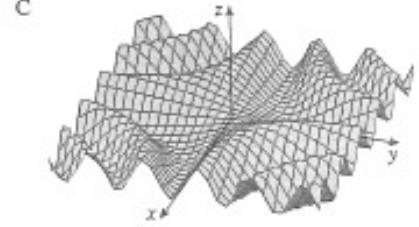
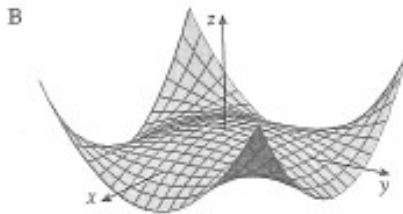
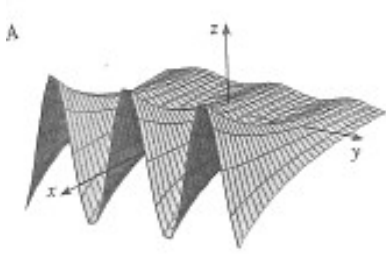
Contours and Surfaces

Consider the following functions:

1. $z = \sin(xy)$ 2. $z = \sin(x - y)$ 3. $z = (1 - x^2)(1 - y^2)$

4. $z = \frac{x - y}{1 + x^2 + y^2}$ 5. $z = e^x \cos(y)$ 6. $z = \sin x - \sin y$

Match the contours (I-VI) to the following surfaces (A-F) and the corresponding formulas (1-6)



Function

Contour

Surface

1. $z = \sin(xy)$
2. $z = \sin(x - y)$
3. $z = (1 - x^2)(1 - y^2)$
4. $z = \frac{x - y}{1 + x^2 + y^2}$
5. $z = e^x \cos(y)$
6. $z = \sin x - \sin y$

